

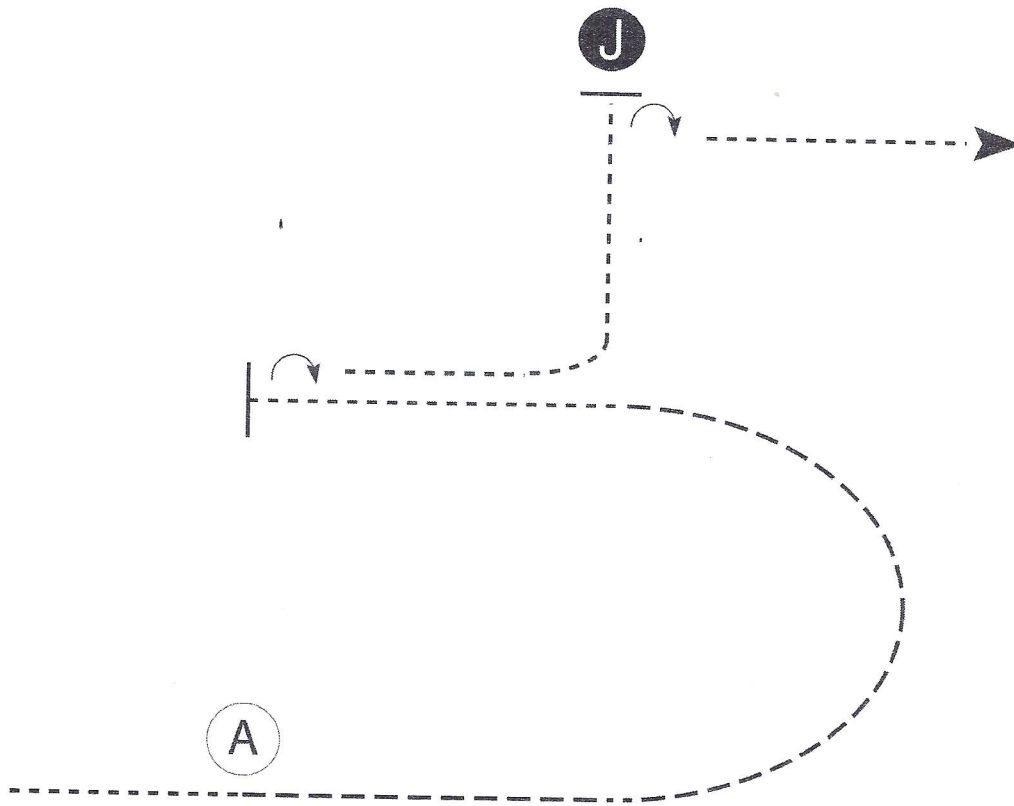
Easter Classic APHA 5-10

Showmanship at Halter (Walk Trot Youth,) Small Fry

Show Date: April 12-14, 2024 APHC 10 & under

w w w . H o r s e S h o w P a t t e r n s . c o m

w w w . H o r s e S h o w P a t t e r n s . c o m



Be ready before A.

1. Walk to A.
2. Trot in a half circle until even with Judge.
3. Walk in a straight line until even with A.
4. Stop and perform a 1/2 turn.
5. Walk an arc to judge.
6. Stop and set up for inspection.
7. When dismissed, perform a 1/4 turn and walk straight away.

Walk	-----
Trot	- - - - -
Back	←
Marker	ⓑ
Judge	ⓐ

Follow the instructions of your ring steward.

Pattern Provided by:
Judges

[S/WT-83]

Easter Classic

All Breed 19 & Over
All Breed 18 & Under

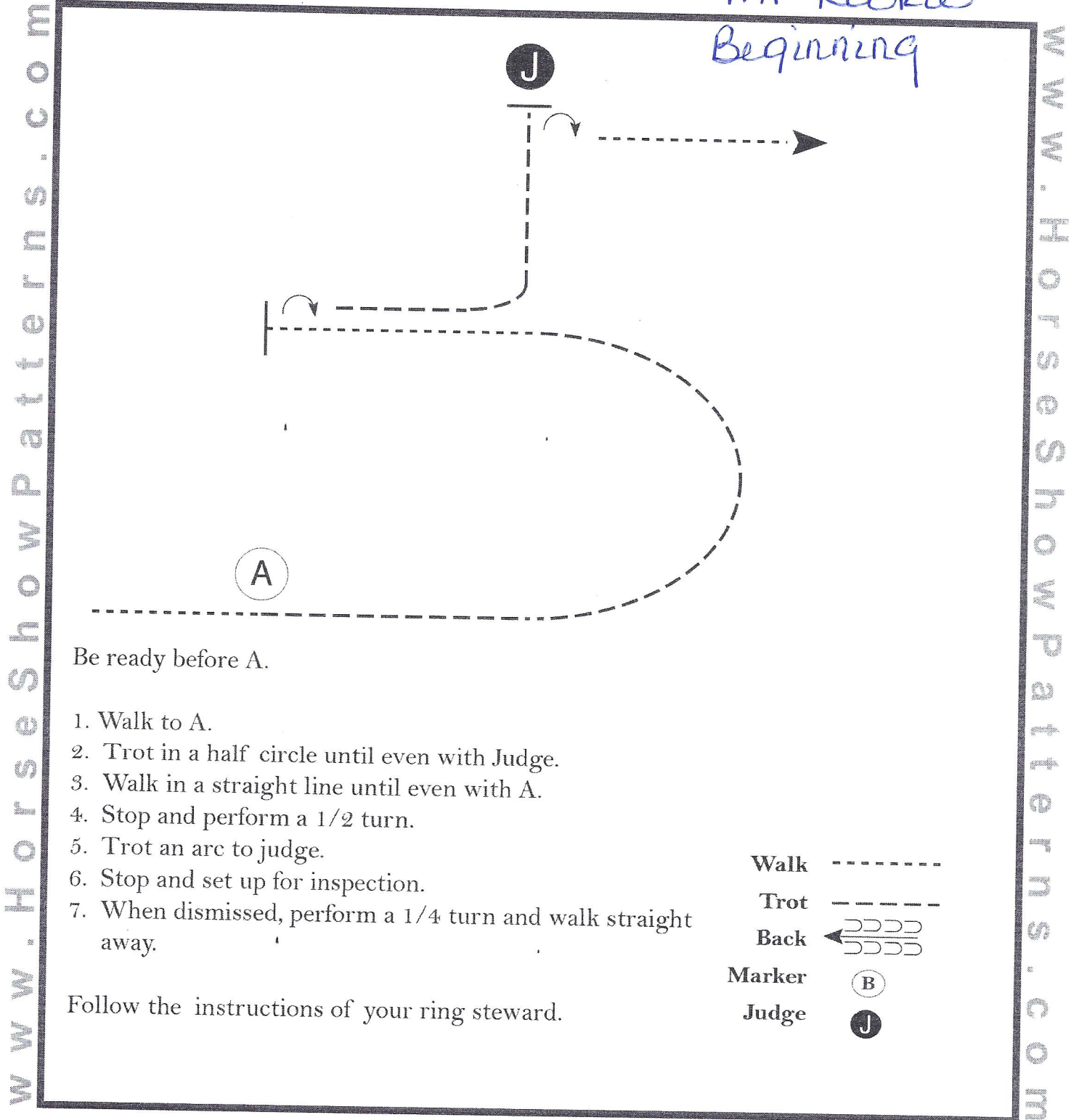
Showmanship at Halter (Novice Amateur, Novice Youth, Youth 13 & U)

All level 1

Show Date: April 12-14, 2024

All Rookie

Beginning



Be ready before A.

1. Walk to A.
2. Trot in a half circle until even with Judge.
3. Walk in a straight line until even with A.
4. Stop and perform a 1/2 turn.
5. Trot an arc to judge.
6. Stop and set up for inspection.
7. When dismissed, perform a 1/4 turn and walk straight away.

- Walk -----
- Trot - - - - -
- Back ← ← ← ← ←
- Marker (B)
- Judge (J)

Follow the instructions of your ring steward.

Pattern Provided by:

Judges

[S/1-83]

Easter Classic

APHA Non Pro

Showmanship at Halter (Amateur, Masters, Youth 18 & U &)

APHA Amateur

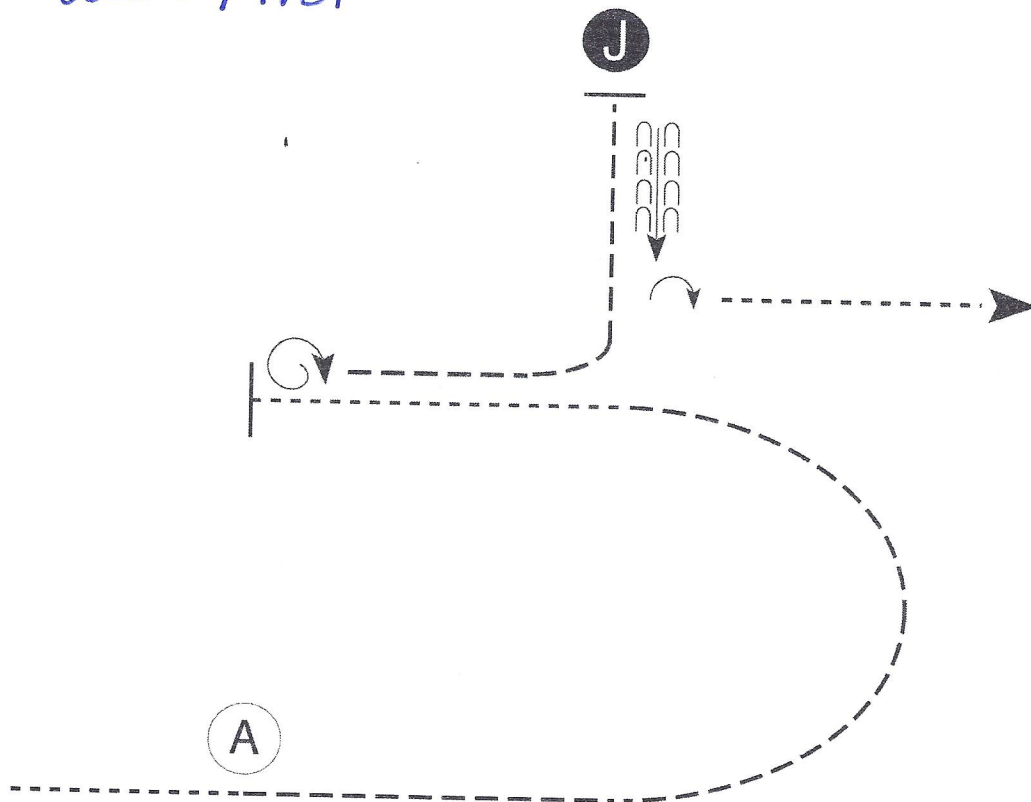
Show Date: April 12-14, 2024

All Breed Open

www.HorseShowPatterns.com

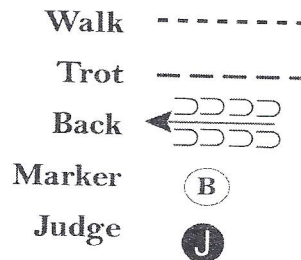
www.HorseShowPatterns.com

Walk/Trot



Be ready before A.

1. Walk to A.
2. Trot in a half circle until even with Judge.
3. Walk in a straight line until even with A.
4. Stop and perform a 1 1/2 turn.
5. Trot an arc to judge.
6. Stop and set up for inspection.
7. When dismissed, back approximately one horse length.
8. Perform a 1/4 turn and walk straight away.



Follow the instructions of your ring steward.

Pattern Provided by:

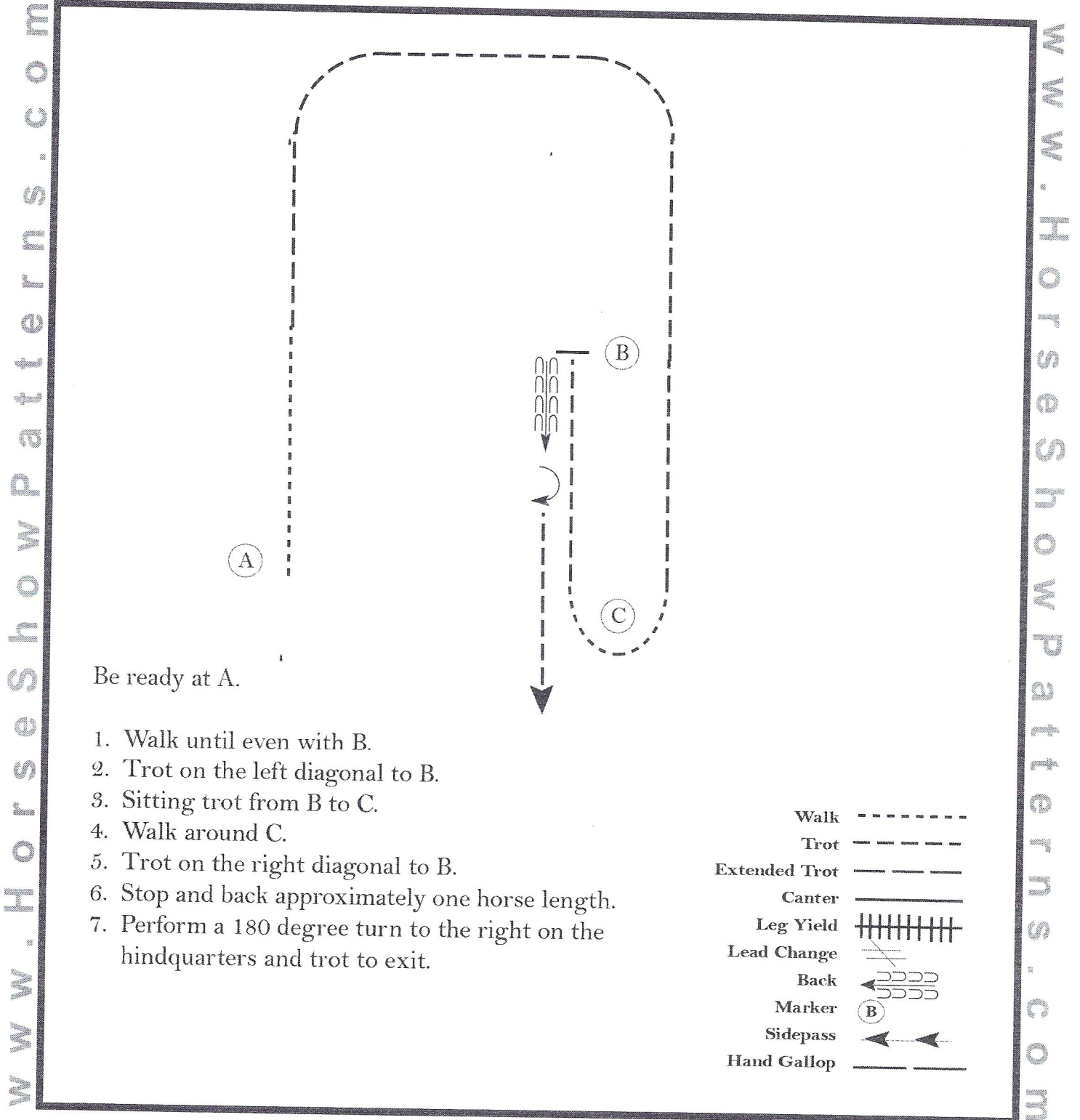
Judges

[S/3-83]

Easter Classic

Hunt Seat Equitation (Walk Trot Youth, Walk Trot Amateur)

Show Date: April 12-14, 2024



Be ready at A.

1. Walk until even with B.
2. Trot on the left diagonal to B.
3. Sitting trot from B to C.
4. Walk around C.
5. Trot on the right diagonal to B.
6. Stop and back approximately one horse length.
7. Perform a 180 degree turn to the right on the hindquarters and trot to exit.

Walk	-----
Trot	- - - - -
Extended Trot	—————
Canter	—————
Leg Yield	
Lead Change	—/—
Back	←←←←←
Marker	(B)
Sidepass	←——→
Hand Gallop	—————

[HSE/WT-38]

Pattern Provided by:

Judges

Easter Classic *Beginning*

Hunt Seat Equitation (Novice Amateur, Novice Youth, Youth 13 & U)

Show Date: *Apr 12-14, 2024* *All Rookie*

www.HorseShowPatterns.com

www.HorseShowPatterns.com

Be ready at A.

1. Sitting trot until even with B.
2. Canter on the right lead to B.
3. Trot a circle to the left on the correct diagonal.
4. Change diagonals and trot to and around C.
5. Continue to trot to B.
6. Stop and back approximately one horse length.
7. Perform a 180 degree turn to the right on the hindquarters and trot to exit.

Walk	-----
Trot	- - - - -
Extended Trot	— — — — —
Canter	—————
Leg Yield	
Lead Change	— / —
Back	←←←←←
Marker	⊙
Sidepass	← — — — — ←
Hand Gallop	— — — — —

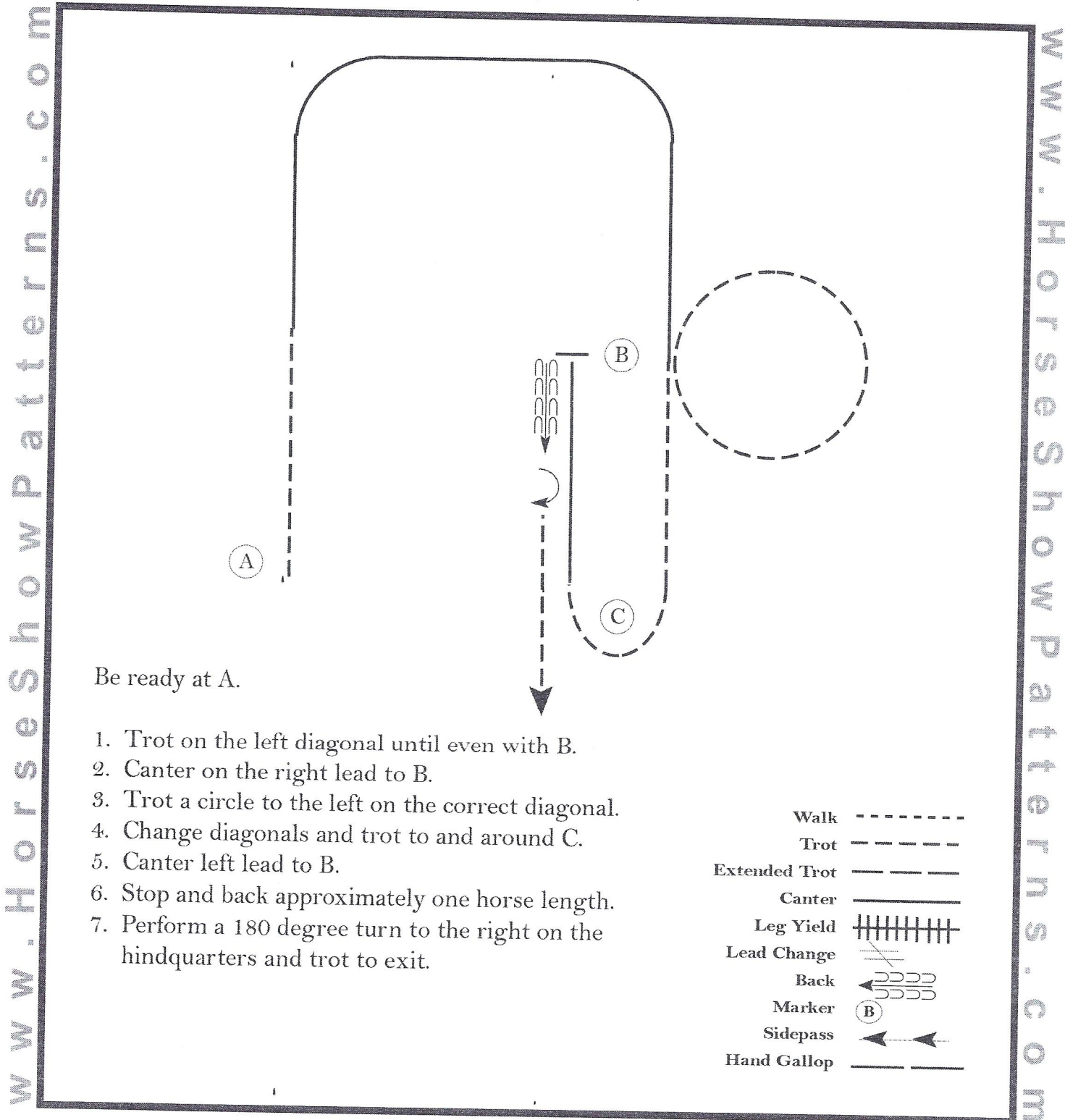
Pattern Provided by:
Judges

[HSE/1-79]

Easter Classic

Hunt Seat Equitation (Amateur, Masters, Youth 18 & U & AB)

Show Date: April 12-14, 2024



Pattern Provided by:

Judges

[HSE/3-79]

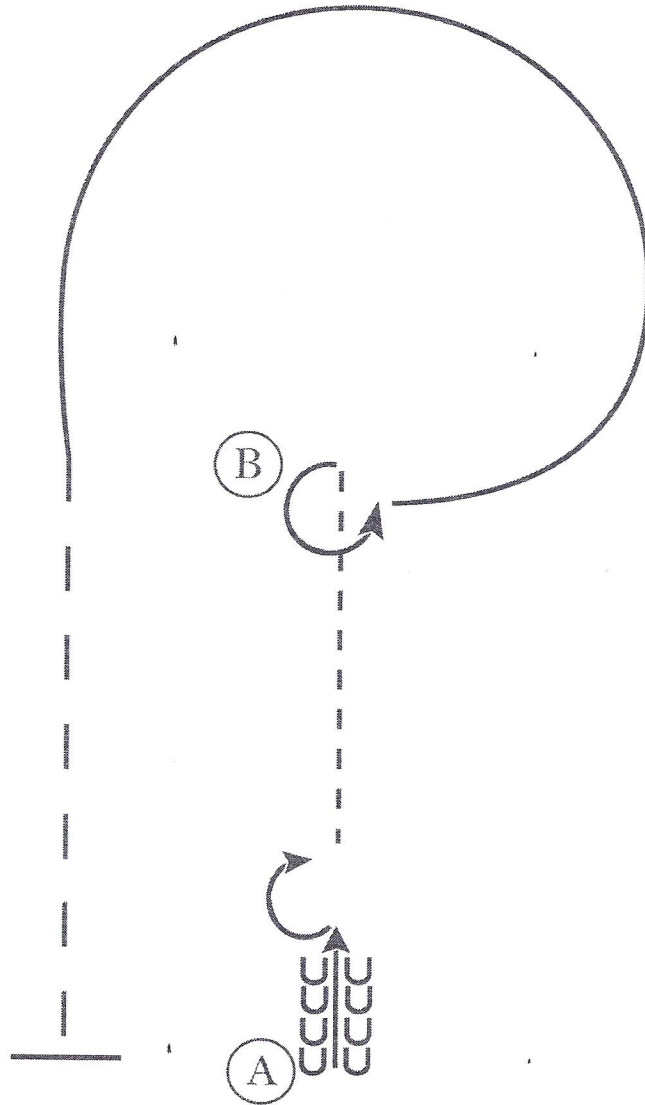
Easter Classic

Bareback Horsemanship (All Classes)

Show Date: April 12-14, 2024

www.HorseShowPatterns.com

www.HorseShowPatterns.com



1. Back 4 steps at A.
2. Perform a 180 degree turn to the right.
3. Jog to B.
4. At B perform a 270 degree turn to the left .
5. Lope a circle around B on the left lead.
6. At B extend the jog to A.
7. At A stop.

Walk
Jog	- - - - -
Extended Jog	—————
Lope	—————
Leg Yield	
Lead Change	↘
Back	←←←←←
Marker	⊙
Sidepass	←←←←←

[WH/2-8]

Pattern Provided by:

Judges

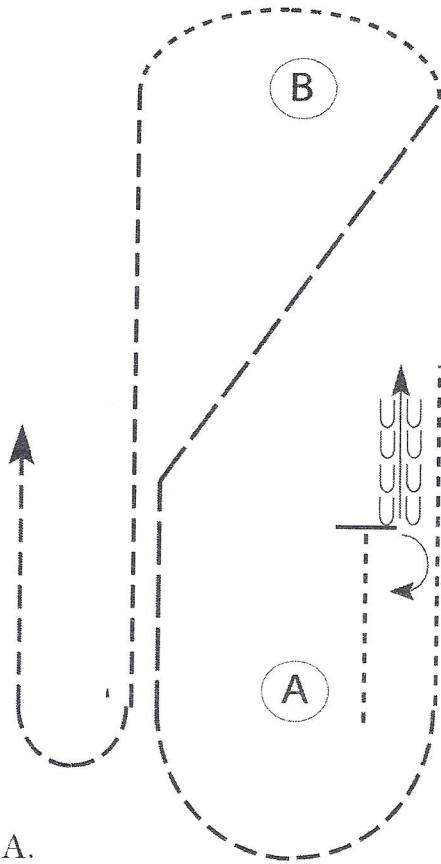
Easter Classic

Western Horsemanship (Walk Trot Youth, Walk Trot Amateur)

Show Date: April 12-14, 2024

www.HorseShowPatterns.com

www.HorseShowPatterns.com



Be ready at A.

1. Walk approximately 2 horse lengths from A. Stop and perform a 1/2 turn right.
2. Back approximately one horse length then walk to A.
3. Jog around A then extend the jog in a straight line then diagonal line to B.
4. Break to the walk and walk around B.
5. Jog to A.
6. Continue to jog around to exit.

Walk	-----
Jog	- - - - -
Extended Jog	-----
Lope	
Lead Change	⚡
Back	←
Marker	⊙ B

[WH/WT-117]

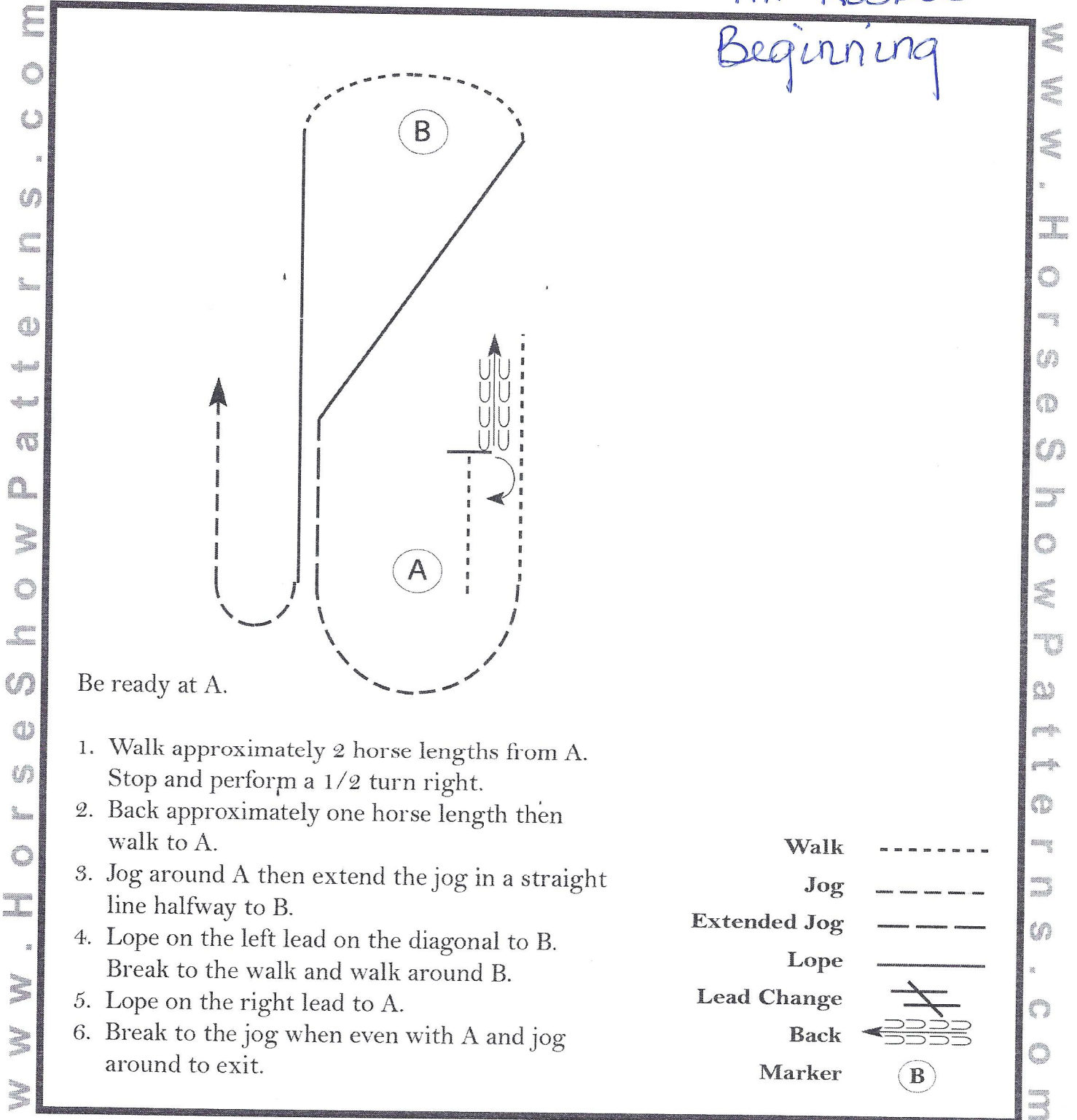
Pattern Provided by:
Judges

Easter Classic

Western Horsemanship (Novice Amateur, Novice Youth, Youth 13 & U)

Show Date: April 12-14, 2024 *All Rookie*

Beginning



Be ready at A.

1. Walk approximately 2 horse lengths from A. Stop and perform a 1/2 turn right.
2. Back approximately one horse length then walk to A.
3. Jog around A then extend the jog in a straight line halfway to B.
4. Lope on the left lead on the diagonal to B. Break to the walk and walk around B.
5. Lope on the right lead to A.
6. Break to the jog when even with A and jog around to exit.

Walk
Jog	-----
Extended Jog	-----
Lope	—————
Lead Change	———/———
Back	←———
Marker	ⓑ

[WH/1-117]

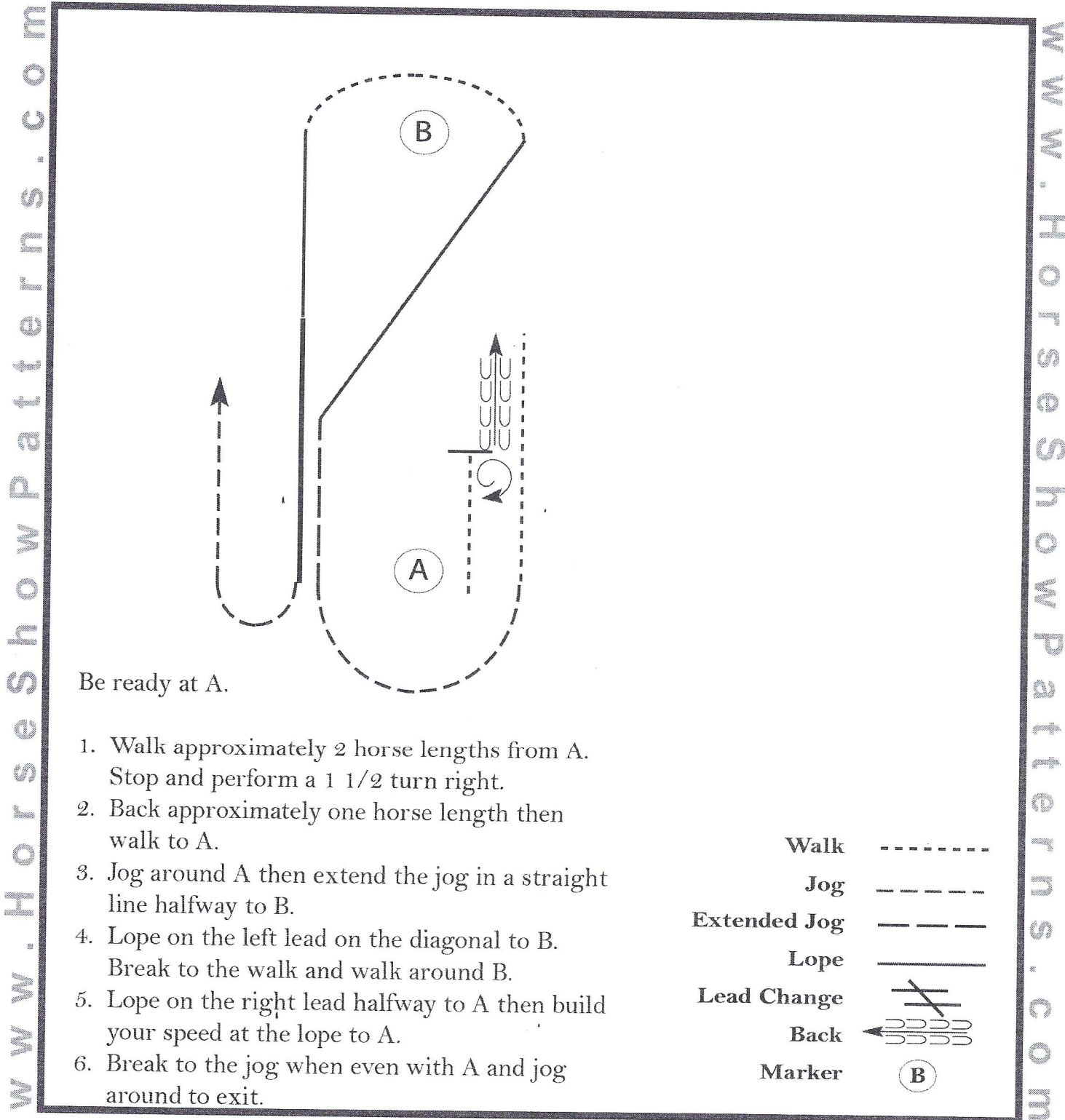
Pattern Provided by:

Judges

Easter Classic

Western Horsemanship (Amateur, Masters, Youth 18 & U & AB)

Show Date: April 12-14, 2024



Be ready at A.

1. Walk approximately 2 horse lengths from A. Stop and perform a 1 1/2 turn right.
2. Back approximately one horse length then walk to A.
3. Jog around A then extend the jog in a straight line halfway to B.
4. Lope on the left lead on the diagonal to B. Break to the walk and walk around B.
5. Lope on the right lead halfway to A then build your speed at the lope to A.
6. Break to the jog when even with A and jog around to exit.

Walk
Jog	-----
Extended Jog	- - - - -
Lope	—————
Lead Change	———/———
Back	←————
Marker	Ⓚ

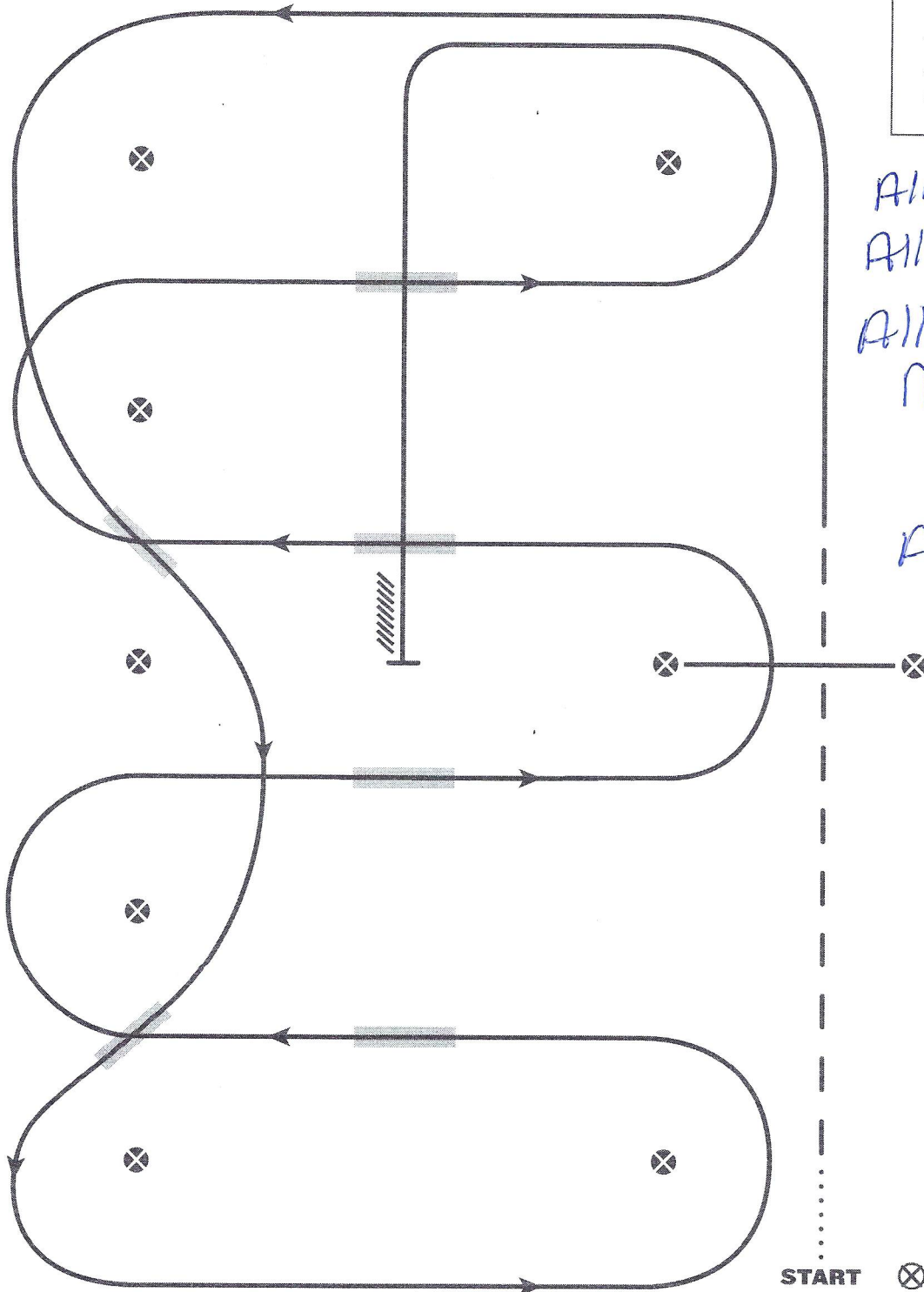
[WH/3-117]

Pattern Provided by:

Judges

LEVEL I WESTERN RIDING PATTERN 1

LEGEND	
.....	Walk
- - - -	Jog
————	Lope
//////	Back
▨▨▨▨	Lead Changing Area

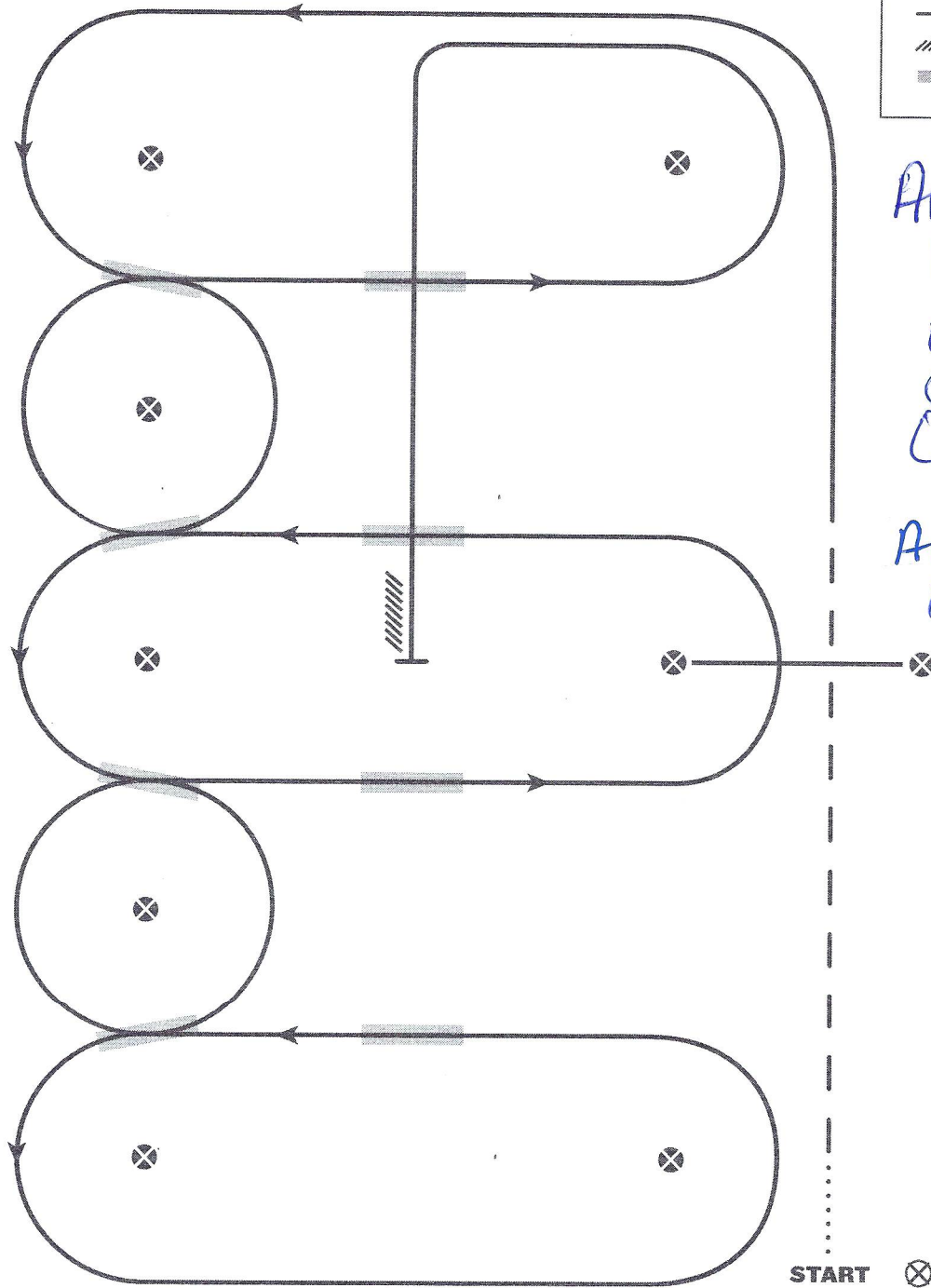


All Breed 19#
 All Breed 18#
 All level 1/
 Novice/bronze
 classes
 All Rookie
 classes

1. Walk at least 15 feet from start cone to the first marker, transition to jog, jog over log.
2. Transition to the lope left lead & lope around end
3. First line change
4. Second line change lope around the end of arena
5. First crossing change
6. Second crossing change
7. Lope over log
8. Third crossing change
9. Fourth crossing change
10. Lope up the center, stop & back

WESTERN RIDING - PATTERN 1

LEGEND	
.....	Walk
- - -	Jog
————	Lope
//////	Back
▨▨▨▨	Lead Changing Area



*Amateur/
Non Pro
Youth
Open
All Breed
Open*

1. Walk at least 15 feet from start cone to the first marker, transition to jog, jog over log
2. Transition to the lope left lead & lope around end
3. First line change
4. Second line change
5. Third line change
6. Fourth line change lope around the end of arena
7. First crossing change
8. Second crossing change
9. Lope over log
10. Third crossing change
11. Fourth crossing change
12. Lope up the center, stop & back