

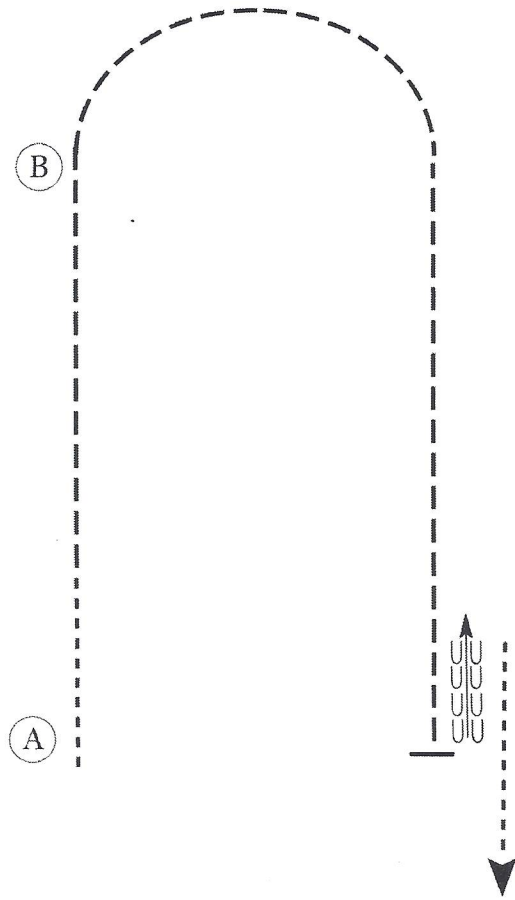
# OQHA WINTER BREAKOUT *Thursday*

## All Walk Trot Hunt Seat Equitation (All Walk Trots)

Show Date: 01-18-2024

www.horsheshowpatterns.com

www.horsheshowpatterns.com



Be ready at A.

1. Walk approximately 2 horse lengths.
2. Posting trot on the left diagonal to B.
3. Sitting trot in a half circle until even with B.
4. Posting trot on the right diagonal until even with A.
5. Halt and back approximately one horse length.
6. Exit pattern at a walk.

Follow the instructions of your ring steward.

Walk	-----
Trot	- - - - -
Extended Trot	— — — — —
Canter	—————
Leg Yield	
Lead Change	— / —
Back	←←←←←
Marker	⊙ B
Sidepass	← — — — — ←
Hand Gallop	— — — — —

[HSE/WT-56]

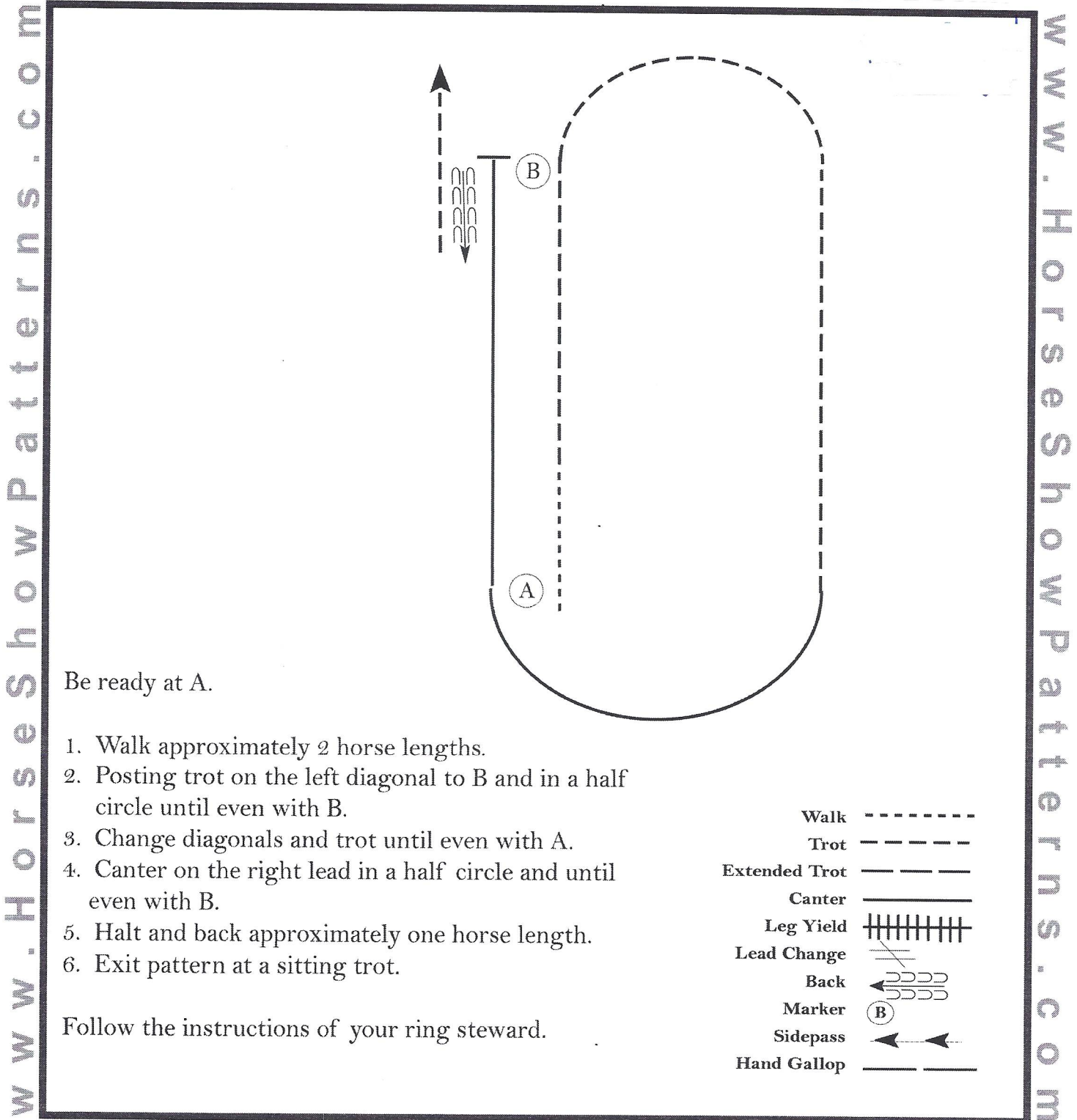
Pattern Provided by:

*Judges*

# OQHA WINTER BREAKOUT

Hunt Seat Equitation (L1 Yth, L1 Amt, Nov Yth, Nov Amt, EQ)

Show Date: 01-18-2024



Be ready at A.

1. Walk approximately 2 horse lengths.
2. Posting trot on the left diagonal to B and in a half circle until even with B.
3. Change diagonals and trot until even with A.
4. Canter on the right lead in a half circle and until even with B.
5. Halt and back approximately one horse length.
6. Exit pattern at a sitting trot.

Follow the instructions of your ring steward.

Walk	-----
Trot	- - - - -
Extended Trot	— — — — —
Canter	—————
Leg Yield	
Lead Change	↙ ↘
Back	←←←←←
Marker	(B)
Sidepass	←←
Hand Gallop	———

[HSE/1-56]

Pattern Provided by:

*Judges*

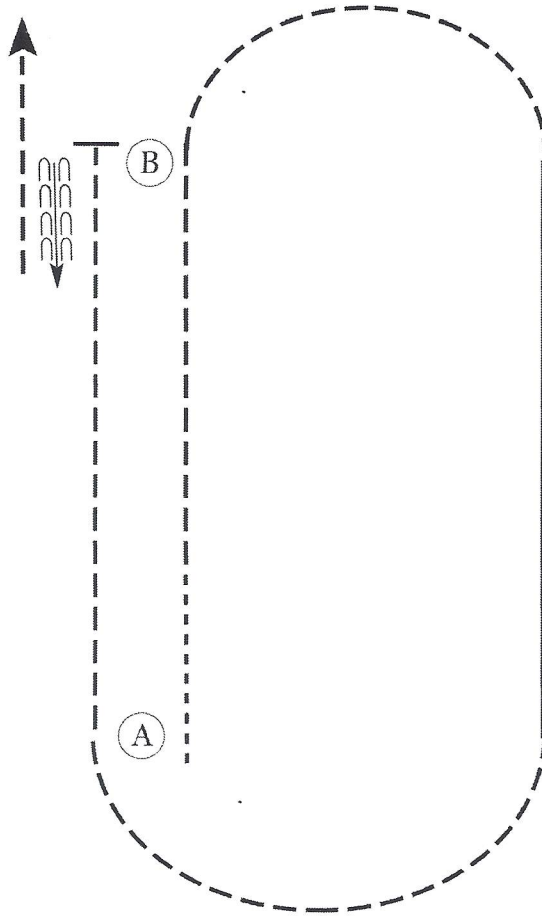
# OQHA WINTER BREAKOUT

Hunt Seat Equitation (All Breed. Open, Yth, Amt, Masters)

Show Date: 01-18-2024

www.HorseShowPatterns.com

www.HorseShowPatterns.com



Be ready at A.

1. Walk approximately 2 horse lengths.
2. Posting trot on the left diagonal to B and in a half circle until even with B.
3. Canter on the right lead until even with A.
4. Sitting trot in a half circle to A.
5. Posting trot on the right diagonal to B.
6. Halt and back approximately one horse length.
7. Exit pattern at a sitting trot.

Follow the instructions of your ring steward.

Walk	-----
Trot	- - - - -
Extended Trot	-----
Canter	=====
Leg Yield	
Lead Change	—/—
Back	←←←←←
Marker	⊙ B
Sidepass	←←←←←
Hand Gallop	-----

[HSE/2-56]

Pattern Provided by:

*Judges*







# OQHA WINTER BREAKOUT *Friday*

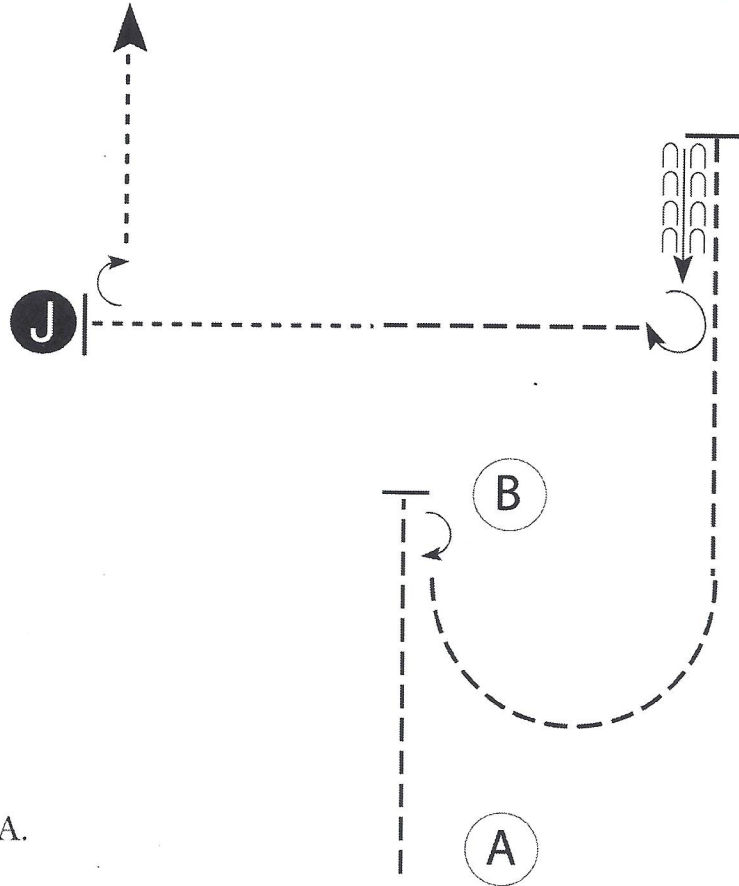
Showmanship (L1 Yth, L1 Amt, Nov Yth, Nov Amt, Rookies)

Show Date: 01-18-2024

*Beginning*

W W W . H O R S E S H O W P A T T E R N S . C O M

W W W . H O R S E S H O W P A T T E R N S . C O M



Be ready at A.

1. Trot to B.
2. Stop and perform a 180 degree turn.
3. Trot a half circle, then trot straight until past Judge.
4. Back until your horse's hip is even with Judge.
5. Perform a 270 degree turn.
6. Trot halfway to Judge then walk to Judge. Stop and set up for inspection.
7. When dismissed, turn 90 degrees and walk straight away.

Walk	-----
Trot	- - - - -
Back	← ⊃ ⊃ ⊃ ⊃
Marker	⊙ B
Judge	● J

Follow the instructions of your ring steward.

[S/2-69]

Pattern Provided by:

*Judges*

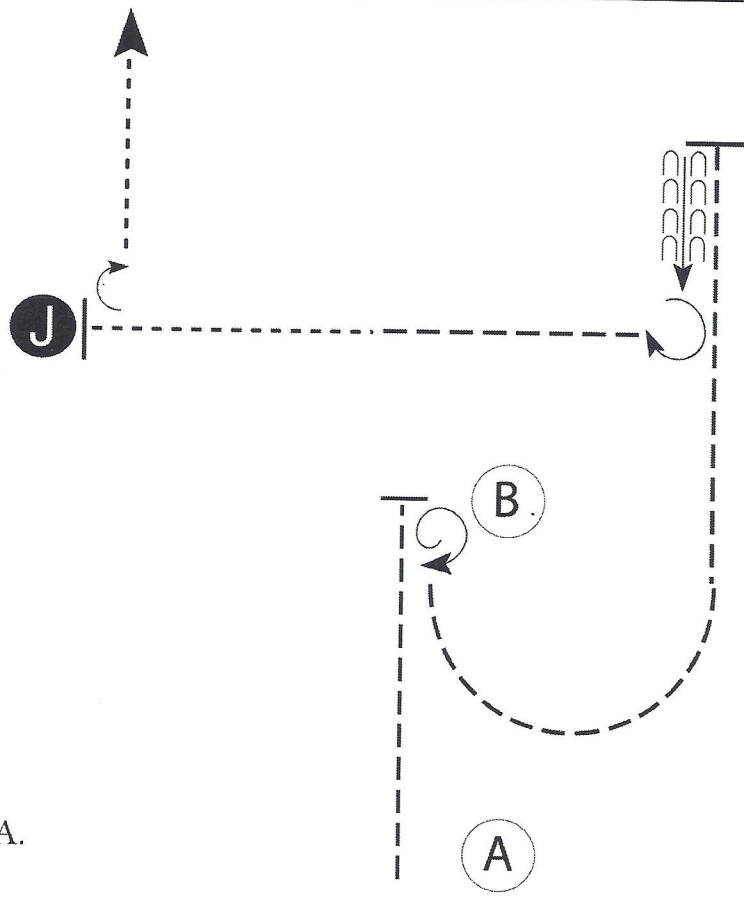
# OQHA WINTER BREAKOUT *Friday*

Showmanship (All Breed, Open, Yth, Amt, Masters)

Show Date: 01-18-2024 *APHA walk/trot Showmanship*

www.HorseShowPatterns.com

www.HorseShowPatterns.com



Be ready at A.

1. Trot to B.
2. Stop and perform a 540 degree turn.
3. Trot a half circle, then trot straight until past Judge.
4. Back until your horse's hip is even with Judge.
5. Perform a 270 degree turn.
6. Trot halfway to Judge then walk to Judge. Stop and set up for inspection.
7. When dismissed, turn 90 degrees and walk straight away.

Walk	-----
Trot	- - - - -
Back	←
Marker	⊙ B
Judge	⊙ J

Follow the instructions of your ring steward.

*\*APHA walk/trot Showmanship walk all manures*

[S/3-69]

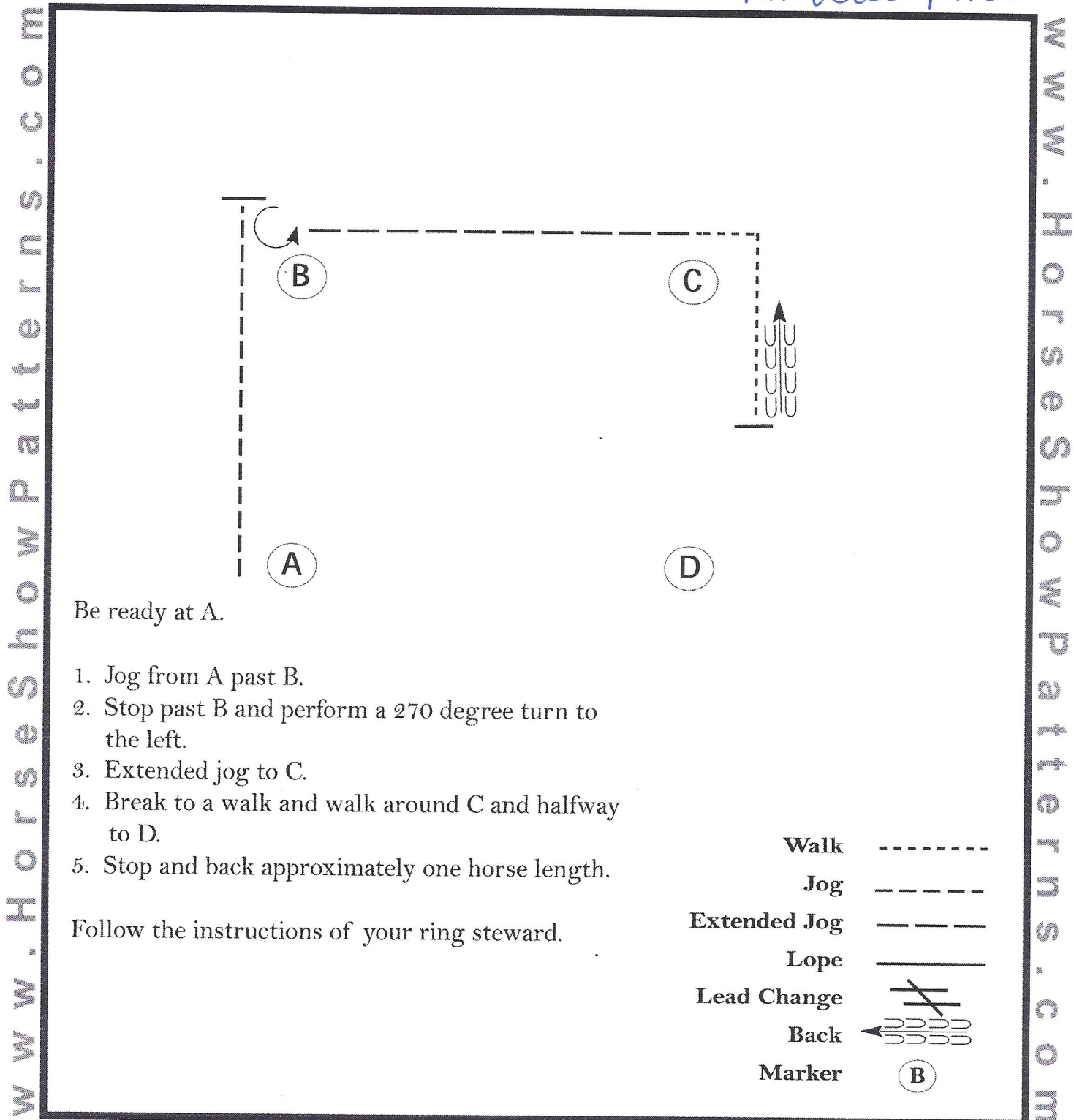
Pattern Provided by:  
**Judges**

# OQHA WINTER BREAKOUT *Friday*

## Western Horsemanship (All Small Fry)

Show Date: 01-18-2024

*All Walk/Trot*



Be ready at A.

1. Jog from A past B.
2. Stop past B and perform a 270 degree turn to the left.
3. Extended jog to C.
4. Break to a walk and walk around C and halfway to D.
5. Stop and back approximately one horse length.

Follow the instructions of your ring steward.

Walk	.....
Jog	-----
Extended Jog	- - - - -
Lope	—————
Lead Change	———/———
Back	←———
Marker	ⓑ

[WH/WT-88]

Pattern Provided by:  
*Judges*



# OQHA WINTER BREAKOUT *Friday*

Western Horsemanship (L1 Yth, L1 Amt, Nov Yth, Nov Amt, Rookies)

Show Date: 01-18-2024

www.HorseShowPatterns.com

Be ready at A.

1. Extended trot from A past B.
2. Stop past B and perform a 270 degree turn to the left.
3. Lope on the left lead halfway to C.
4. Change leads and perform a small, slow circle to the right.
5. Continue to lope past C.
6. Jog to D.
7. Stop and back approximately one horse length.

Follow the instructions of your ring steward.

Walk	-----
Jog	- - - - -
Extended Jog	— — — — —
Lope	— — — — —
Lead Change	
Back	
Marker	(B)

www.HorseShowPatterns.com

[WH/2-89]

Pattern Provided by:  
*Judges*

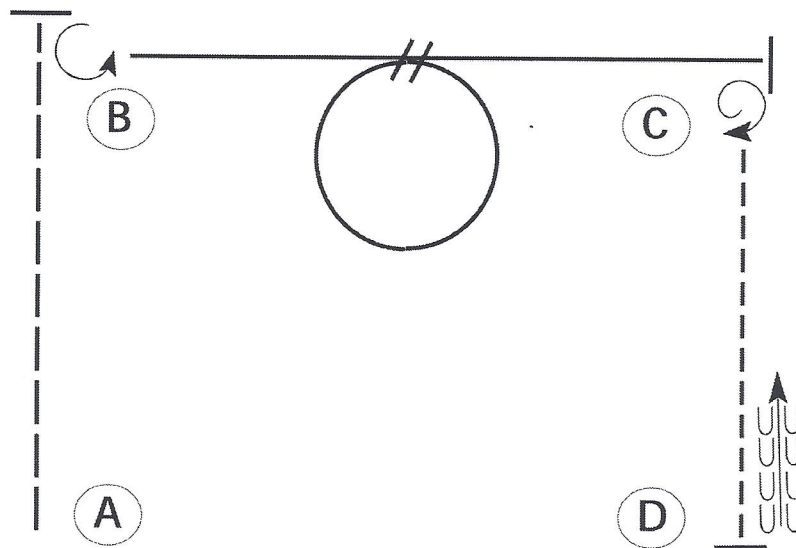
# OQHA WINTER BREAKOUT *Friday*

Western Horsemanship (All Breed, Open, Yth, Amt, Masters)

Show Date: 01-18-2024

www.HorseShowPatterns.com

www.HorseShowPatterns.com



Be ready at A.

1. Extended trot from A past B.
2. Stop past B and perform a 270 degree turn to the left.
3. Lope on the left lead halfway to C.
4. Change leads and perform a small, slow circle to the right.
5. Continue to lope past C and stop.
6. Perform a 1 1/4 turn to the right.
7. Jog to D.
8. Stop and back approximately one horse length.

Follow the instructions of your ring steward.

Walk	-----
Jog	- - - - -
Extended Jog	-----
Lope	—————
Lead Change	
Back	
Marker	(B)

[WH/3-89]

Pattern Provided by:  
*Judges*





# Eugene Oregon

Saturday

APHA Novice classes

Equitation (Level 1 Youth, Amateur)

Beginning

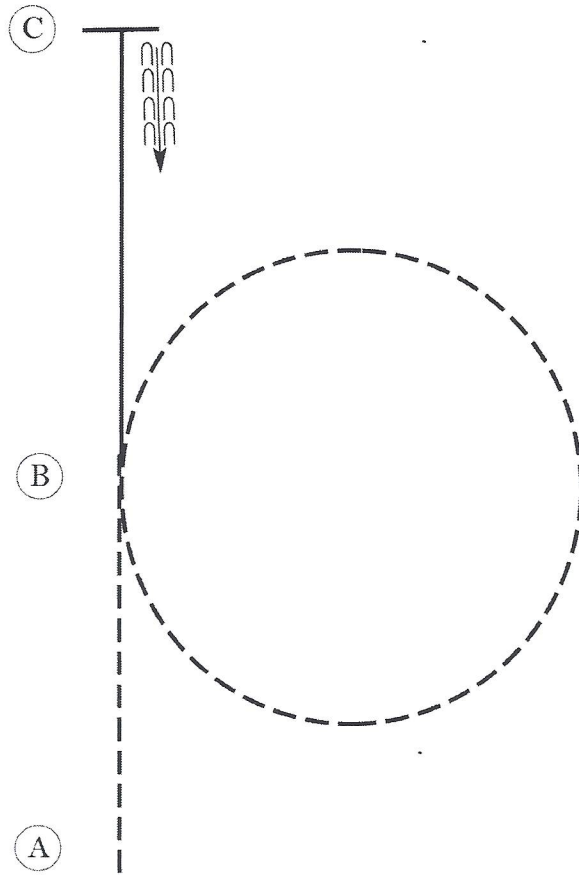
Show Date: 1-24

All Rookie classes

All Breed 19#↑  
All Breed 18#↓

w w w . H o r s e S h o w P a t t e r n s . c o m

w w w . H o r s e S h o w P a t t e r n s . c o m



Be ready before A.

1. Sitting trot A to B.
2. At B, posting trot circle to the right on proper diagonal.
3. At B, canter on the left lead to C.
4. Stop at C and back approximately one horse length.

Walk	-----
Trot	- - - - -
Extended Trot	— — — — —
Canter	— — — — —
Leg Yield	
Lead Change	— / —
Back	←←←←←
Marker	Ⓚ
Sidepass	← — — — — →
Hand Gallop	— — — — —

[HSE/1-2]

Pattern Provided by:

Tracy Willis

# Eugene Oregon

Saturday

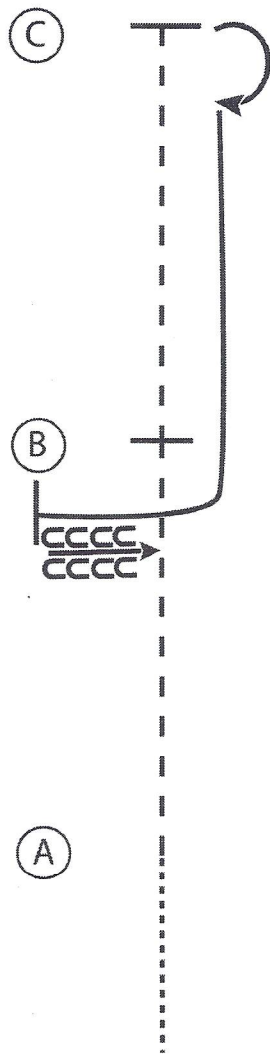
## Equitation (Youth, Amateur, Amateur Select)

Show Date: 1-24

Masters  
All Breed Open

www.HorseShowPatterns.com

www.HorseShowPatterns.com



1. Walk to A
2. Posting trot, left diagonal, A to B
3. Stop at B
4. Posting trot, right diagonal, B to C
5. Stop at C and perform a 180 degree turn to the right on the forehand
6. Canter on the left lead to and around B
7. At B stop and back

Walk	.....
Trot	- - - - -
Extended Trot	—————
Canter	—————
Leg Yield	
Lead Change	↙
Back	← C C C C C
Marker	⊙
Sidepass	← - - - - -

[HSE/2-8]

Pattern Provided by:

Tracy Willis

# Eugene Oregon

Saturday

All - Equitation Walk Trot (Youth, Amateur)

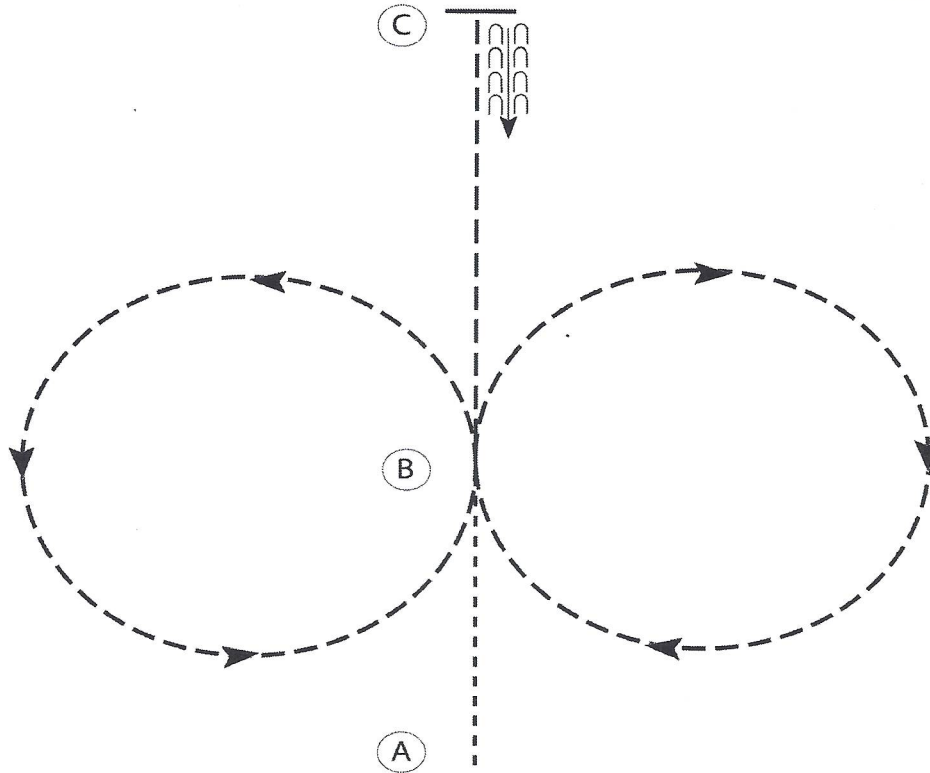
Show Date: 1-24

All Walk/Trot

Classes

www.HorseShowPatterns.com

www.HorseShowPatterns.com



1. Walk A to B.
2. At B posting trot a circle to the right on the proper diagonal.
3. At B posting trot a circle to the left on the proper diagonal.
4. At B sitting trot to C.
5. At C stop and back approximately one horse length.

Walk	-----
Trot	- - - - -
Extended Trot	— — — — —
Canter	— — — — —
Leg Yield	
Lead Change	— / —
Back	←←←←←
Marker	⊙
Sidepass	← — — — — →
Hand Gallop	— — — — —

[HSE/WT-5]

Pattern Provided by:

Tracy Willis



# Eugene Oregon

Sunday

APHA *Novice Classes*

Horsemanship level 1 (Youth, Amateur)

*Beginning*

*All Breed 19 & ↑*

*All Breed 18 & ↓*

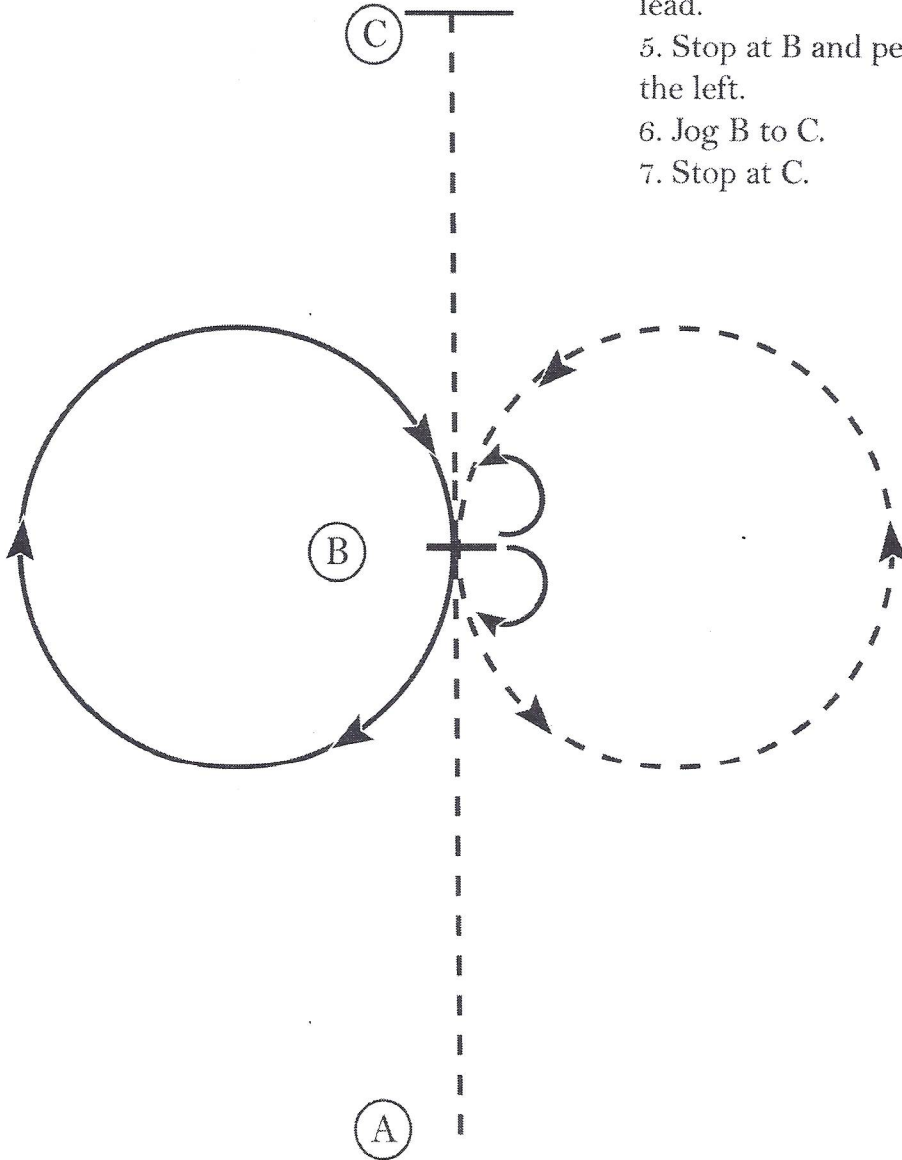
Show Date: 1-24

*All Rookie classes*

w w w . H o r s e S h o w P a t t e r n s . c o m

w w w . H o r s e S h o w P a t t e r n s . c o m

1. Jog A to B.
2. Stop at B and perform a 180 degree turn to the right on the hindquarters.
3. Jog a circle to the left.
4. At B lope a circle to the right on the right lead.
5. Stop at B and perform a 180 degree turn to the left.
6. Jog B to C.
7. Stop at C.



Walk	.....
Jog	- - - - -
Extended Jog	—————
Lope	—————
Leg Yield	
Lead Change	↙ ↘
Back	←←←←← →→→→→
Marker	(B)
Sidepass	← - - - - →

[WH/1-10]

Pattern Provided by:

*Tracy Willis*

# Eugene Oregon

Horsemanship (Youth, Amateur, Amateur Select)

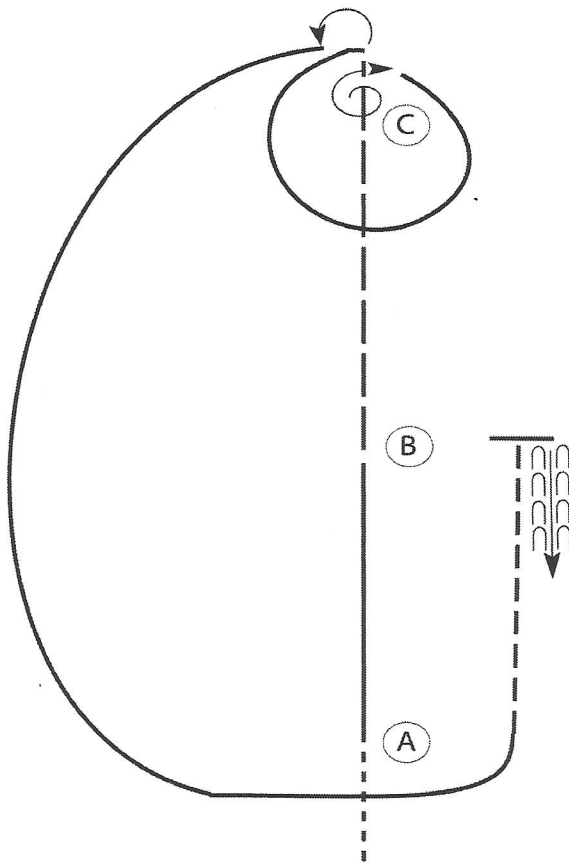
Show Date: 1-24

Sunday

Masters  
All Breed Open

www.HorseShowPatterns.com

www.HorseShowPatterns.com



Be ready before A.

1. Walk to A.
2. At A, lope on the left lead to B.
3. At B, extend the jog to past C.
4. Stop and perform a 450 degree turn to the right.
5. Lope a circle around C on the right lead.
6. Stop at C and perform a 180 degree turn to the left.
7. Lope a large fast half circle to and around A.
8. At A, jog to B.
9. Stop at B and back 4 approximately one horse length.

Walk	-----
Jog	- - - - -
Extended Jog	- - - - -
Lope	—————
Lead Change	——— /  \ ———
Back	←←←←← ———
Marker	⊙ (B)

[WH/3-8]

Pattern Provided by:

Tracy Willis

# Eugene Oregon

Sunday

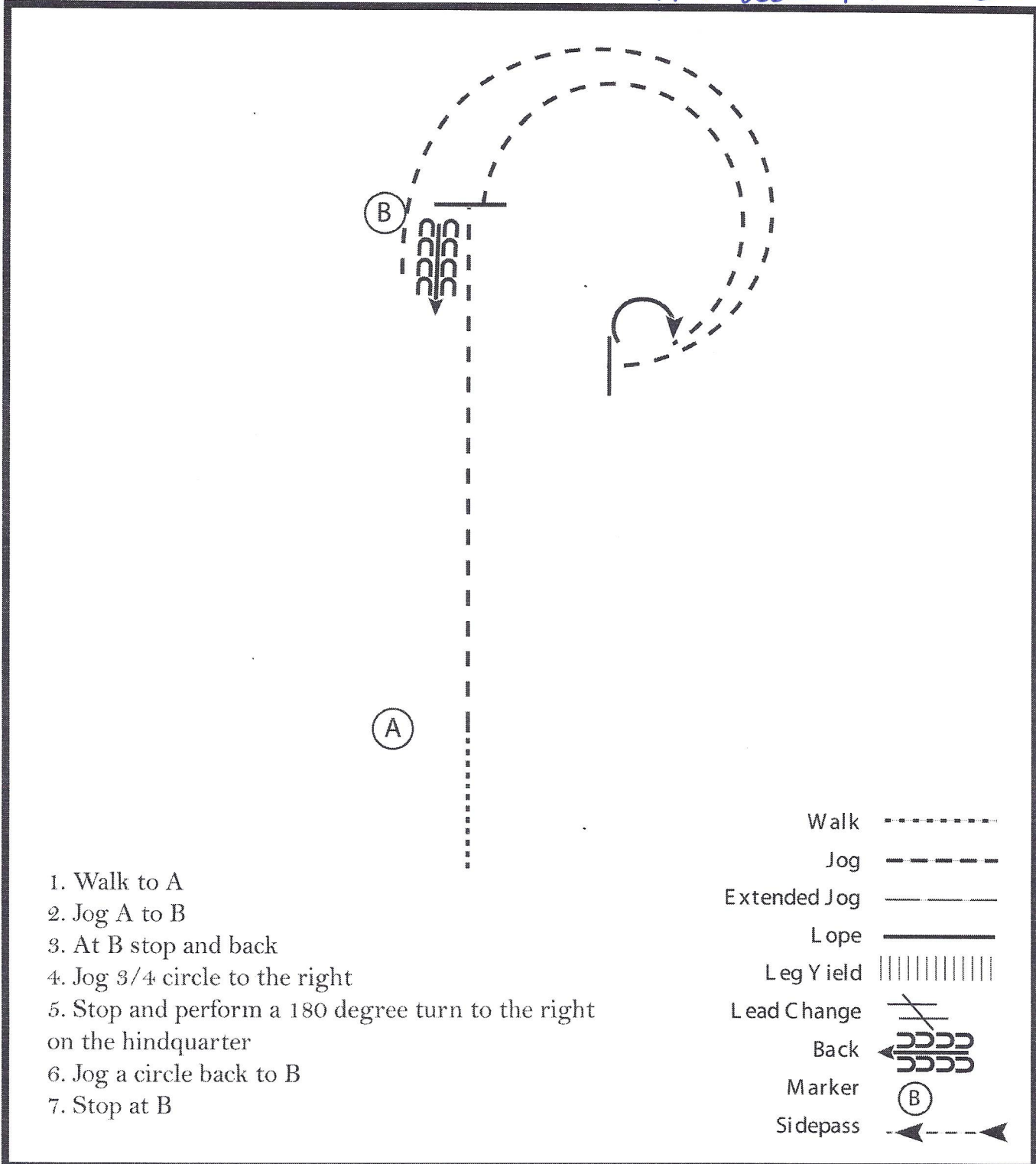
## Level 1 Walk Trot Horsemanship (Youth, Amateur)

Show Date: 1-24

All walk/trot classes

w w w . H o r s e S h o w P a t t e r n s . c o m

w w w . H o r s e S h o w P a t t e r n s . c o m



1. Walk to A
2. Jog A to B
3. At B stop and back
4. Jog 3/4 circle to the right
5. Stop and perform a 180 degree turn to the right on the hindquarter
6. Jog a circle back to B
7. Stop at B

Walk	.....
Jog	- - - - -
Extended Jog	— — — — —
Lope	—————
Leg Yield	
Lead Change	↘
Back	← C C C C C C C C C C
Marker	Ⓚ
Sidepass	← - - - - - ←

[WH/WT-12]

Pattern Provided by:

Tracy Willis



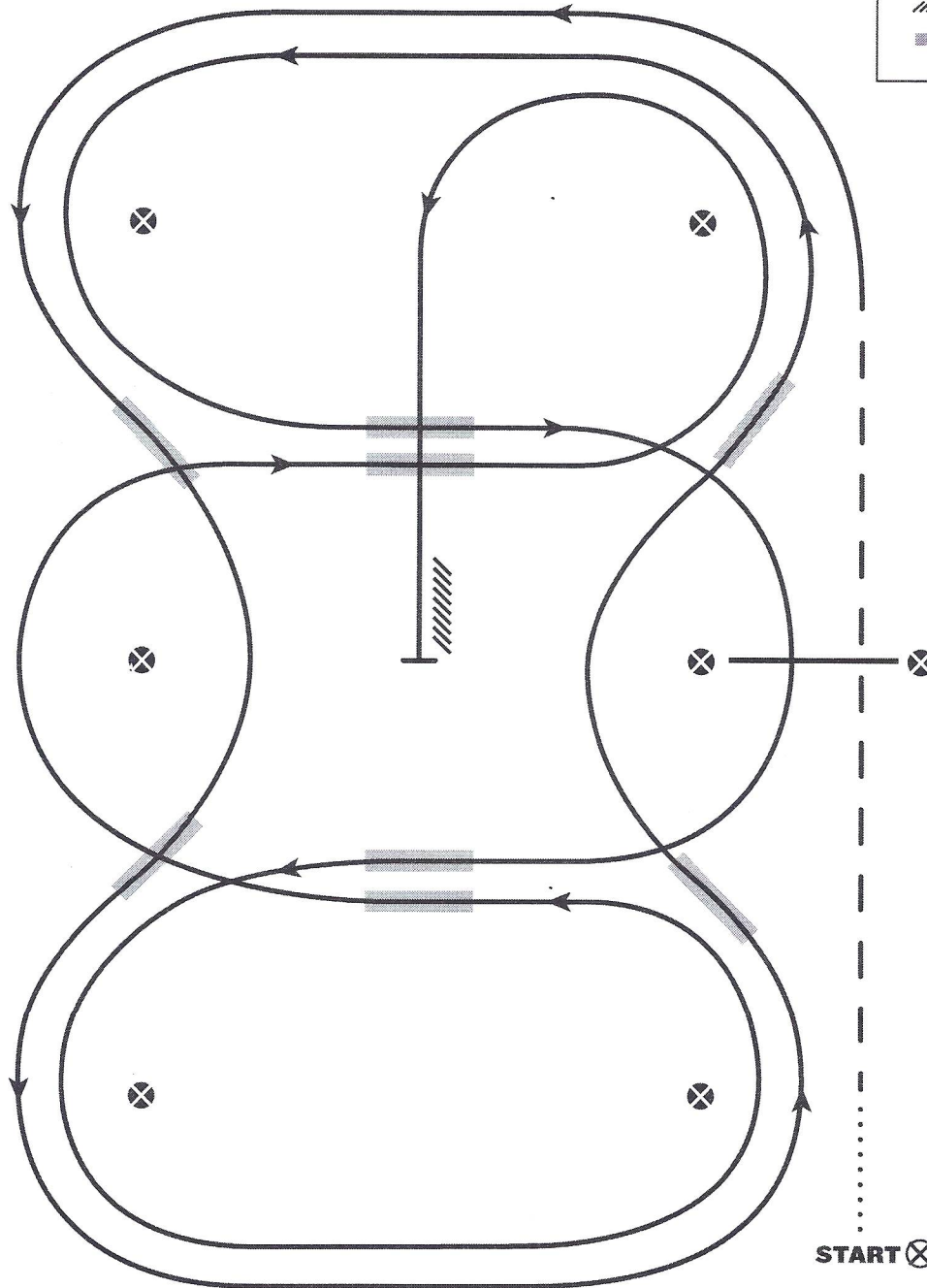
# WESTERN RIDING - PATTERN 5

**\*Recommended For Small Arenas\***

*Sunday  
All Classes*

## LEGEND

.....	Walk
- - -	Jog
————	Lope
//////	Back
▨	Lead Changing Area



1. Walk at least 15 feet from start cone to the first marker, transition to jog, jog over log.
2. Transition to the lope left lead
3. First line change
4. Second line change
5. Third line change
6. Fourth line change
7. First crossing change
8. Lope over log
9. Second crossing change
10. Third crossing change
11. Fourth crossing change
12. Lope, stop & back